

Full Version 完整版

Member會員: 港幣HK\$100

Non member非會員: 港幣HK\$200

**HKPCA**  
Hong Kong Printed Circuit Association  
香港線路板協會

**HKPCA**

**HONG KONG & SOUTH CHINA  
PCB MARKET SURVEY REPORT**

**(BRIEF ONLY)**

**SEPTEMBER 2010**

**HKPCA**  
Hong Kong Printed Circuit Association  
香港綫路板協會

# PCB Market in HK & South China

## Distribution of Plants

Region	Total (South China)	# East China	^ Areas outside S. & E. China	Total
Plants' No.	59	7	6	72
Employees' No.	100,665	3,805	7,084	111,554
Sales Revenue (M USD)	4,646.4	153.9	207.0	5,007
Per Capita Output Value(USD)	46,157	40,438	29,221	44,842

Source: 2010 HKPCA Market Survey

# East China includes Jiangsu and Shanghai

^ Areas other than South and East China include Hunan, Jiangxi, Xian, Chongqing and overseas

# PCB Market in HK & South China

## Sales Revenue of Respondents

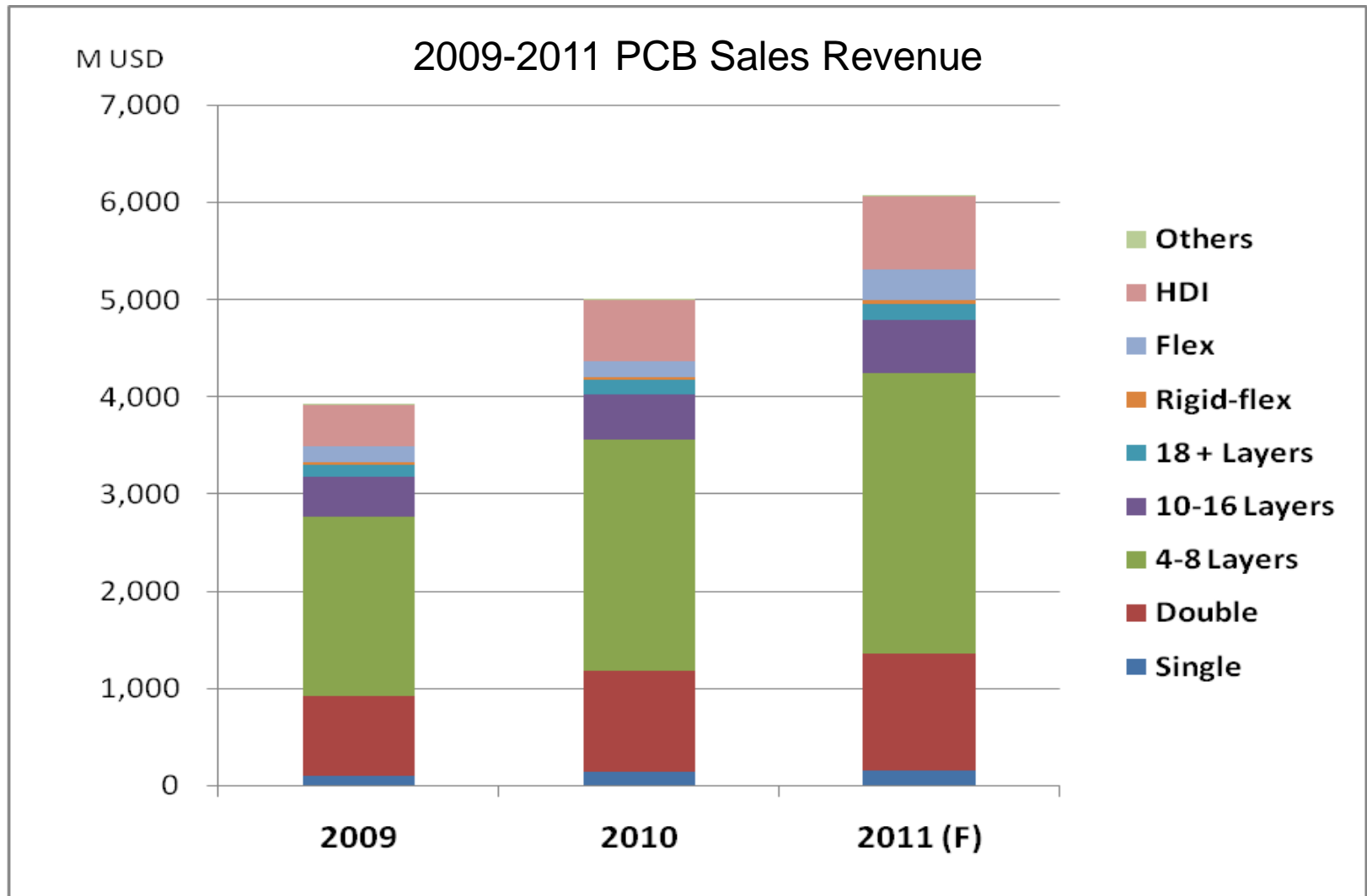
(M USD)	Single	Double	4-8 Layers	10-16 Layers	18 + Layers	Rigid-flex	Flex	HDI	Others	Total
2009	101	820	1,839	414	131	19	166	426	1	3,918
	(2.6%)	(20.9%)	(46.9%)	(10.6%)	(3.4%)	(0.5%)	(4.2%)	(10.9%)	(0.03%)	(100.0%)
2010	144	1,039	2,372	473	153	23	163	626	14	5,007
	(2.9%)	(20.8%)	(47.4%)	(9.4%)	(3.1%)	(0.5%)	(3.3%)	(12.5%)	(0.3%)	(100.0%)
2011 (F)	155	1,201	2,892	543	165	43	308	757	17	6,081
	(2.5%)	(19.8%)	(47.6%)	(8.9%)	(2.7%)	(0.7%)	(5.1%)	(12.4%)	(0.3%)	(100.0%)
Growth Change in 2010	42.5%	26.6%	29.0%	14.3%	16.5%	20.9%	-1.5%	46.9%	952.6%	27.8%
Growth Change in 2011 (F)	7.5%	15.6%	21.9%	14.9%	8.1%	90.1%	88.2%	20.9%	19.9%	21.5%

Source: 2010 HKPCA Market Survey

- Based on survey of 41 PCB manufacturers, revenue in USD Million
- ( ) figures in brackets stand for the market share of the product type
- Others: Mainly IC substrate in 2009; Mainly copper substrate, aluminum substrate and IC substrate in 2010



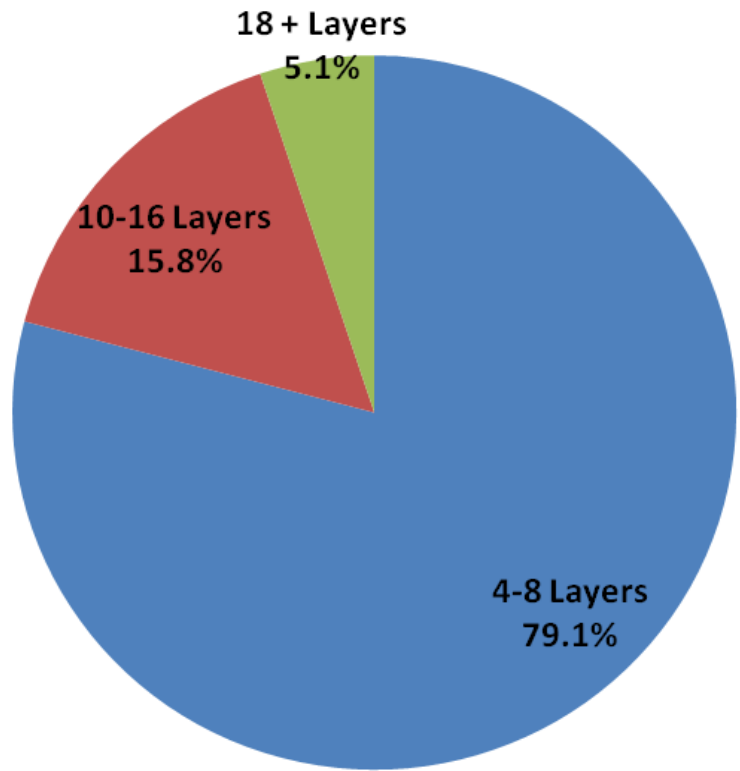
# PCB Market in HK & South China



Source: 2010 HKPCA Market Survey

# PCB Market in HK & South China

## 2010 Multilayer PCB Distribution



Total Sales Revenue: USD2,998M

Source: 2010 HKPCA Market Survey

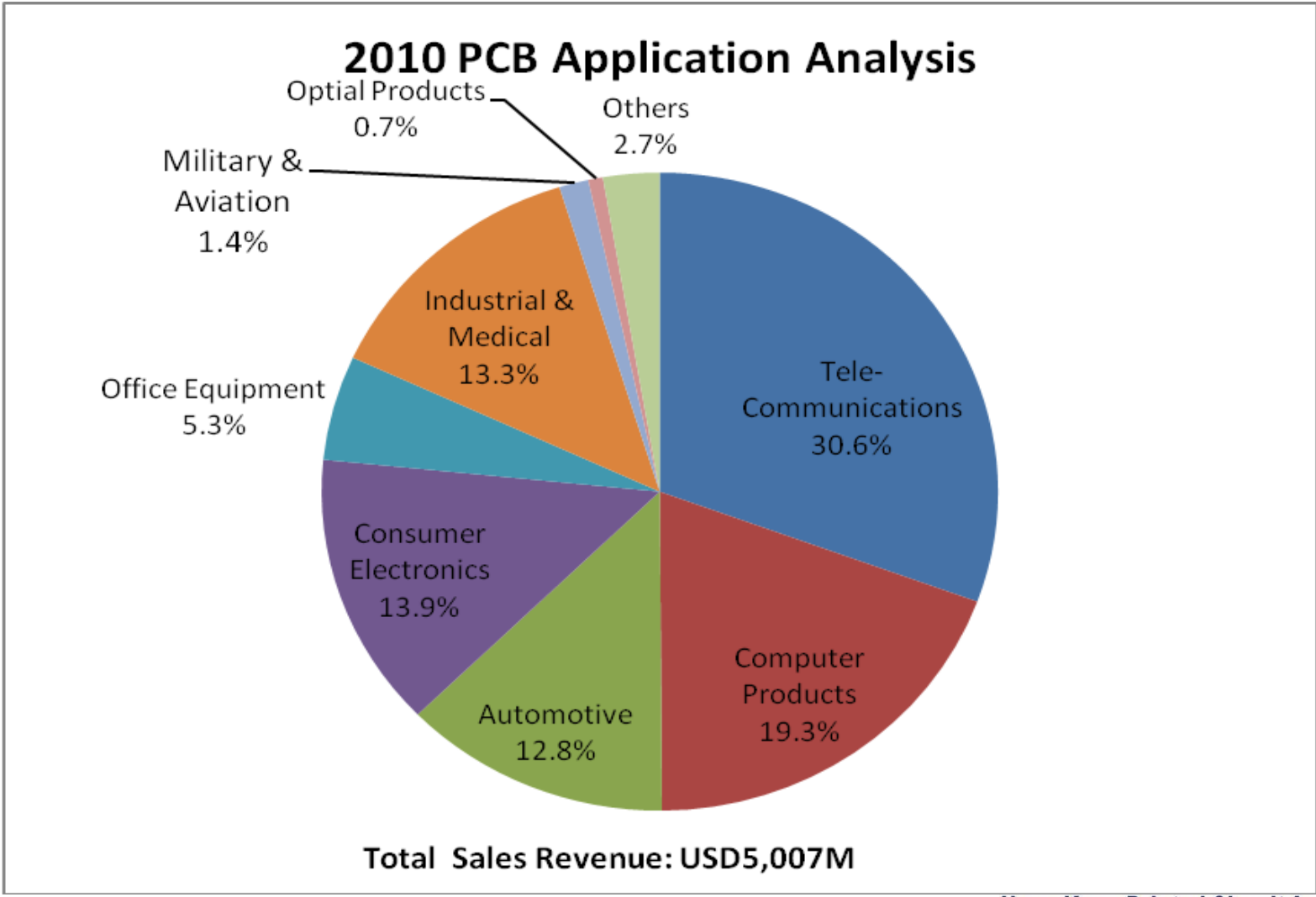
# PCB Market in HK & South China

## PCB Application of Respondents

(M USD)	Tele-Communications	Computer Products	Automotive	Consumer Electronics	Office Equipment	Industrial & Medical	Military & Aviation	Optical Products	Others	Total
2009	1,362	791	428	587	164	508	51	--	27	3,918
	(34.1%)	(19.8%)	(10.7%)	(14.7%)	(4.1%)	(13.0%)	(1.3%)		(2.6%)	(100.0%)
2010	1,530	963	642	698	266	667	72	33	136	5,007
	(30.6%)	(19.3%)	(12.8%)	(13.9%)	(5.3%)	(13.3%)	(1.4%)	(0.7%)	(2.7%)	(100.0%)
2011(F)	1,942	1,030	868	836	303	813	99	36	154	6,081
	(32.4%)	(16.8%)	(14.0%)	(13.4%)	(4.7%)	(13.4%)	(1.9%)	(0.6%)	(2.6%)	(100.0%)
Growth Rate in 2010	12.4%	21.7%	50.0%	18.8%	62.4%	31.2%	42.1%	--	401.8%	27.8%
Growth Rate in 2011(F)	26.9%	6.9%	35.3%	19.8%	13.7%	22.0%	37.9%	8.6%	13.2%	21.5%

Source: 2010 HKPCA Market Survey

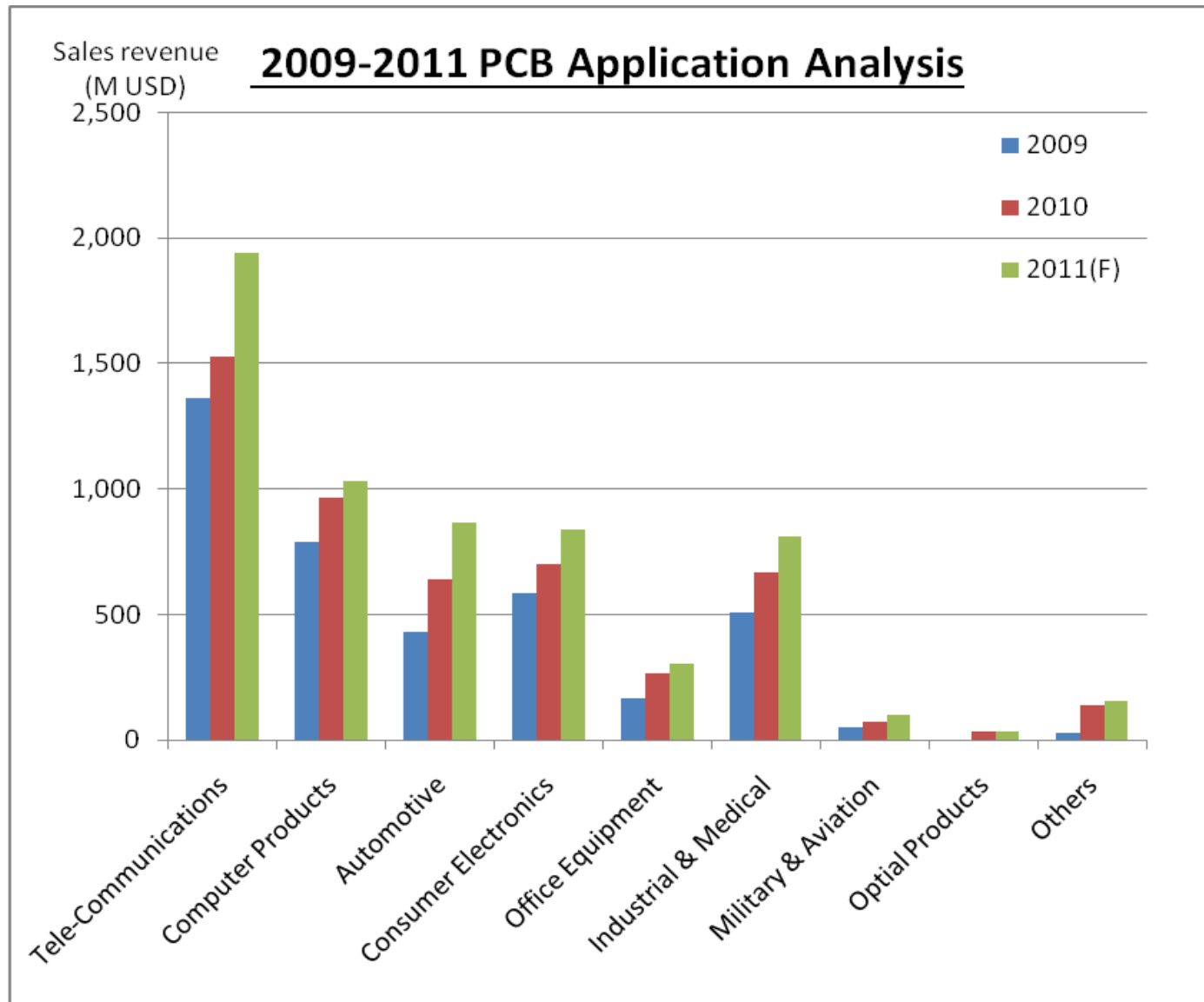
# PCB Market in HK & South China



Source: 2010 HKPCA Market Survey



# PCB Market in HK & South China



Source: 20101HKPCA Market Survey

# Contact 聯繫方式

## **Hong Kong Office** 香港秘書處

Tel 電話：852-2155 5099

Fax 傳真：852-2155 9099

Address 地址：

Unit B, 22/F., Legend Tower, 7 Shing Yip Street, Kwun Tong,  
Kowloon, Hong Kong

香港九龍觀塘成業街7號寧晉中心22樓B室

## **PRC Office** 深圳辦事處

Tel 電話：755-8624 0033

Fax 傳真：755-8624 0022

Address 地址：

Room A2, 13/F., SZ Development Bank, Nanshan Building, 171 Taoyuan  
Road, Nanshan District, Shenzhen

深圳市南山區桃園路171號深圳發展銀行南山大廈13A2室

Website 網址：<http://www.hkpca.org>

Email 電郵：[secretary@hkpca.org](mailto:secretary@hkpca.org)